



# NEW YORK STATE WATER RESOURCES INSTITUTE

Department of Biological and Environmental Engineering

234 Riley-Robb Hall, Cornell University  
Ithaca, NY 14853-5701  
<http://wri.cals.cornell.edu>

Tel: (607) 254-7163  
Fax: (607) 255-4449  
Email: [nyswri@cornell.edu](mailto:nyswri@cornell.edu)

## The effects of surface water warming on nutrient limitation of phytoplankton in headwater lakes of the Hudson River

David C. Richardson<sup>a</sup> and Heather L. Wander

SUNY New Paltz, Biology Department, 1 Hawk Drive, New Paltz, NY 12561, <sup>a</sup>[richardsond@newpaltz.edu](mailto:richardsond@newpaltz.edu)

*Experimental incubations for nutrient limitation (L) and Lake Minnewaska (R)*



### Abstract

In New York State, lake ecosystems provide drinking water, food, and recreation. However, lakes are susceptible to harmful indirect effects like climate change. Additionally, many lakes in New York State have been experiencing increasing nutrient loads, even those residing in protected lands. There continues to be debate surrounding which type of nutrient - nitrogen or phosphorus - is the primary determinant of productivity and is the cause of algal blooms. As a result, there is a critical need to understand the interactive effects between climate change and nutrient limitation of phytoplankton. To test this interaction, we used the 'Sky Lakes' located on the northern Shawangunk Ridge within managed lands. We surveyed three Sky Lakes to examine variability in trophic status. We used experimental incubations to determine nutrient limitation status of the study lakes. Finally, we used replicate experimental incubations to examine nutrient limitation under warming conditions. We found that all three lakes were colimited by both nitrogen and phosphorus. Under warming scenarios, nutrient limitation status stayed the same but the colimitation effect size increased. Local managers and governments need to consider both nitrogen and phosphorus management strategies for algal blooms, especially with a rapidly changing climate.

## The effects of surface water warming on nutrient limitation of phytoplankton in headwater lakes of the Hudson River

### Three Summary Points of Interest

- Lake phytoplankton biomass was colimited by both nitrogen and phosphorus in 1 week incubations.
- Under warming scenarios, nutrient limitation status stayed the same but biomass increased.
- Freshwater resource managers need to consider both nitrogen and phosphorus management strategies for algal blooms, especially with a rapidly changing climate.

### *Keywords*

Climate change; nutrient limitation, phytoplankton, lakes



## The effects of surface water warming on nutrient limitation of phytoplankton in headwater lakes of the Hudson River

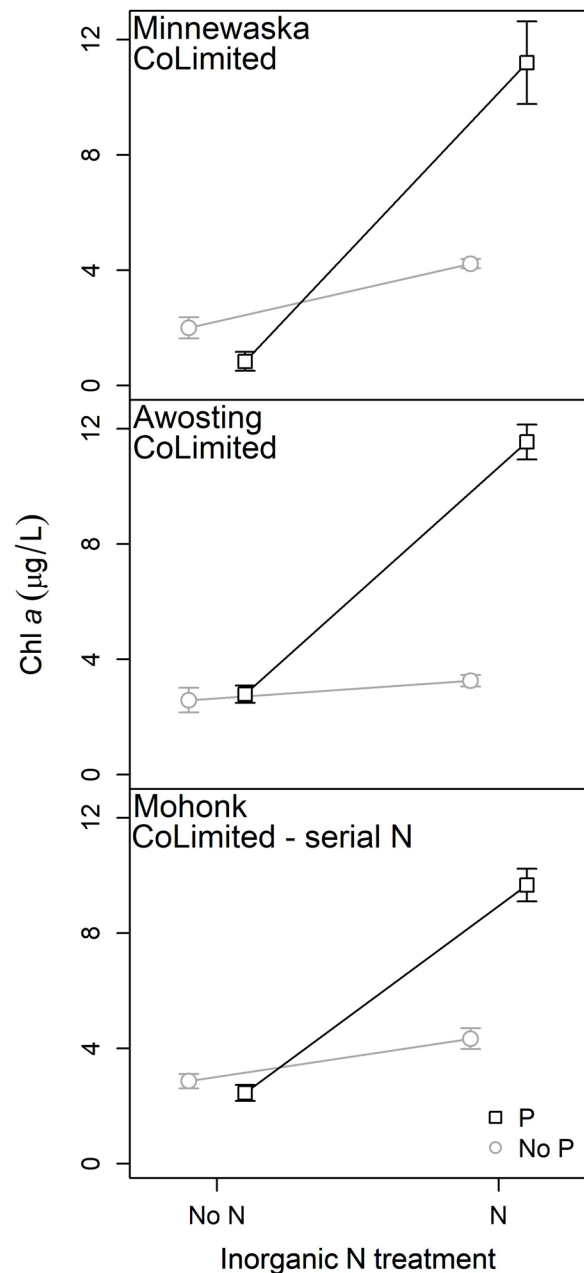
algal blooms and a shift from oligotrophy to mesotrophy in 2011 (Richardson et al. 2016). Largemouth bass (*Micropterus salmoides*) were subsequently introduced in 2012, also unintentionally (Charifson et al. 2015). As of 2014, shiners were extirpated from the lake, likely as a result from bass predation (Charifson et al. 2015). Awosting is an oligotrophic, clear-water lake with no fish observed in the previous 100 years (Smiley and Huth 1983). Mohonk is a mesotrophic lake and contains a diverse fish community including shiners, largemouth bass, and other various species of sunfish, bass, and trout (Smiley and Huth 1983). Landowners who operate the lakeside hotel have stocked fish in Mohonk for recreation since 1871 (Smiley and Huth 1983). These geologic and food web differences explain the variability in nutrient concentrations and algal biomass (Table 1).

**Table 1. Biological and chemical characteristics of the three study lakes: Minnewaska (Minn), Awosting (Awos), and Mohonk (Mohk). Chlorophyll *a* concentrations (Chl *a*), Secchi depth (Secchi), total nitrogen concentration (TN), and total phosphorus concentration are presented from synoptic sampling at the start of the first experiment on 19Jun2018.**

Lake	Chl <i>a</i> (µg/L)	pH	Secchi (m)	TN (µg/L)	TP (µg/L)
Minn	1.1	6.9	6.7	100	4
Awos	0.1	5.5	3.6	70	4
Mohk	2.8	6.4	7.3	120	8

We completed nutrient limitation experiments for all three lakes from 19 Jun 2018 to 26 Jun 2018; all incubations took place in Minnewaska to standardize temperature and light exposure. We used chlorophyll *a* (chl *a*) concentrations as the response variable and as a proxy for algal biomass in all experiments. For Minnewaska, there were significant main effects for both P ( $F_{1,12}=12$ ,  $p=0.004$ ) and N ( $F_{1,12}=8$ ,  $p=0.016$ ) and a significant interaction effect ( $F_{1,12}=23$ ,  $p<0.001$ ). This indicated that Minnewaska phytoplankton were colimited by both N and P (Fig. 1, top). For Awosting, neither main effects were significant ( $p>0.05$ ) but there was a significant interaction effect ( $F_{1,12}=95$ ,  $p<0.001$ ). This indicated that Awosting phytoplankton were colimited by both N and P (Fig. 1, middle). For Mohonk, there was no significant main effect for P ( $p>0.05$ ), but

there was a significant main effect for N ( $F_{1,12}=7.3$ ,  $p=0.02$ ). There was also a significant interaction effect ( $F_{1,12}=55$ ,  $p<0.001$ ). This indicated that Mohonk phytoplankton were colimited by both N and P with serial limitation with N as the primary limiting nutrient and P as the secondary limiting nutrient (Fig. 1, bottom). The N+P treatment response ratios were 4.8, 4.0, and 3.0 for Minnewaska, Awosting, and Mohonk, respectively.



**Figure 1. Nutrient limitation experiments from 19Jun2018 to 26Jun2018 from three Sky Lakes on the**

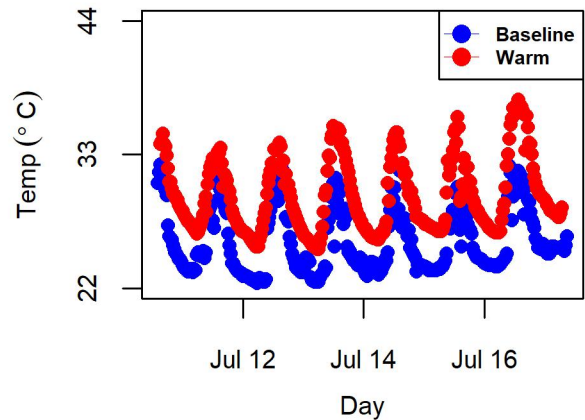
## The effects of surface water warming on nutrient limitation of phytoplankton in headwater lakes of the Hudson River

northern Shawangunk Ridge. Chlorophyll a (chl a) was used as a proxy for algal biomass and compared across nutrient treatments. Both Minnewaska (top) and Awosting (middle) were colimited, while Mohonk (bottom) was colimited with N as the primary nutrient of limitation and P as the secondary nutrient of limitation (serial N).

In all three lakes, there was a synergistic increase in productivity and colimitation from both N and P (Fig. 1), an increasingly common occurrence in freshwater lakes (e.g., Elser et al. 2009; Muller and Mitrovic 2015; Paerl et al. 2016). The prevalence of colimitation could be facilitated by two mechanisms that are not mutually exclusive. First, additional nutrients of one type could allow individual phytoplankton cells to access other nutrients that were previously unavailable. For example, additional N may allow the production of N-rich enzymes (e.g., phosphatase) that facilitate access to P (Bracken et al. 2015). Second, colimitation can be facilitated at the community level when various taxa within the community are limited by different nutrients; this can especially occur in lakes with diverse phytoplankton communities that include N-fixing taxa (Harpole et al. 2011; Muller and Mitrovic 2015). In these lakes, algal biomass was low (Table 1) and phytoplankton diversity is high when phytoplankton biomass is low which may lead to higher likelihood of taxa with colimitation or coexistence of taxa that favor N or P. Additionally, other

In the second experiment, we incubated Mohonk phytoplankton communities under two conditions: first, in Lake Minnewaska with baseline lake temperatures experienced by those phytoplankton and in our local campus pond where the shallower and more urban environment contributed to warmer conditions. The temperatures in the campus pond followed similar diel

dynamics as the lake but were consistent warmer over the course of the experiment (Fig. 2). The average difference over the course of the experiment was 3.8°C. This is proportional to warming that could be seen in New York lakes within the next century (Richardson et al. 2017).

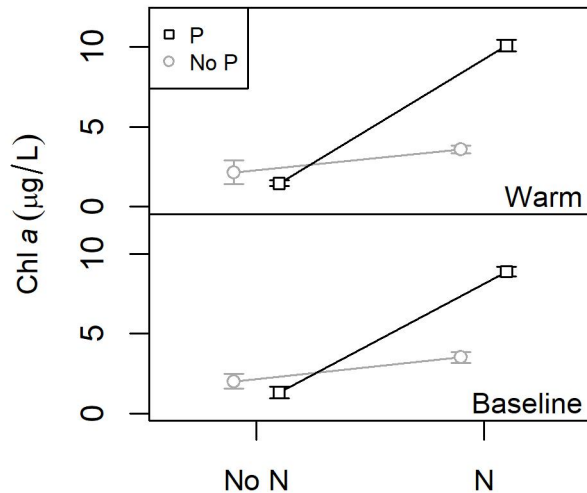


**Figure 2. Comparison of temperature for incubations in warm and baseline conditions. The mean temperature for the baseline was 25.9°C; the mean temperature for the warm scenario was 29.7°C over the course of the incubation for a difference of 3.8°C.**

Both incubations yielded similar results for nutrient limitation. Under a warming scenario, there was no significant main effect for P ( $p > 0.05$ ), but there was a significant main effect for N ( $F_{1,12} = 5.4$ ,  $p = 0.04$ ). There was also a significant interaction effect ( $F_{1,12} = 69.2$ ,  $p < 0.001$ ). This indicated that under warming temperatures, Mohonk phytoplankton were colimited by both N and P with serial limitation with N as the primary limiting nutrient and P as the secondary limiting nutrient (Fig. 3 top). Under baseline conditions, there was no significant main effect for P ( $p > 0.05$ ), but there was a significant main effect for N ( $F_{1,12} = 7.9$ ,  $p = 0.02$ ). There was also a significant interaction effect ( $F_{1,12} = 65.0$ ,  $p < 0.001$ ). This indicated that under baseline temperatures Mohonk phytoplankton were also colimited by both N and P with serial limitation with N as the primary limiting nutrient and P as the secondary limiting nutrient (Fig. 3 bottom). The response ratio for the N+P treatment in the warming scenario was 4.2; the response ratio for the N+P treatment in the baseline scenario was 3.9. This indicates an 8% increase in the

## The effects of surface water warming on nutrient limitation of phytoplankton in headwater lakes of the Hudson River

phytoplankton response for the nitrogen and phosphorus treatment under warming conditions.



**Figure 3. Nutrient limitation experiments from Mohonk phytoplankton communities incubated in warmer (top) and baseline (bottom) conditions from 10Jul2018 to 17Jul2018. Chlorophyll a (chl a) was used as a proxy for algal biomass and compared across nutrient treatments. No P and P indicate phosphorus amendments and No N vs. N indicate inorganic nitrogen amendments as nitrate and ammonium.**

Throughout the world, freshwater lakes are warming rapidly (O'Reilly et al. 2015) and especially in the New York and northeastern United States region (Richardson et al. 2017). The warming surface water has widespread implications for lake ecosystem function (Adrian et al. 2009) and particularly for phytoplankton communities. Phytoplankton may bloom earlier and the community composition may change with a loss of biodiversity (Elliott 2012). For example, a 3°C rise in temperature will result in a shift towards small-sized phytoplankton and cyanobacteria, small photosynthesizing bacteria (Rasconi et al. 2015). The shift towards these organisms are particularly troubling because of their ability to produce toxins that are harmful to human health (see Elliot 2012). In this study, we did not focus on any particular taxa but saw an overall increase in the combined response to N and P (Fig. 3). As internal and external nutrient loading increases in addition to warming lakes, our results indicate the possibility of

additive or synergistic effects on phytoplankton. Examining the particular phytoplankton taxa that were driving this increase would be important in understanding implications for human ecosystem goods and services.

### Policy Implications

Algal blooms in freshwater lakes are expanding in our region and worldwide (Pearl et al. 2011; Lurling et al. 2017). Traditionally, the paradigm that P limits phytoplankton growth in freshwater lakes has controlled lake manager strategies and policies that target reductions in external P loading to lakes (Lewis and Wurtsbaugh 2008). However, this study and others demonstrate the importance of considering N simultaneously with P when considering effective management strategies. At timescales that are most relevant to the development and persistence of single algal bloom events, Colimitation is especially important (Harpole et al. 2011). In New York State, there has been a recent focus on harmful algal blooms (HABs) in lakes; [see the Department of Environmental Conservation page here](#). The NY State government has targeted 12 priority water bodies with a focus on developing and implementing action plans to combat HABs – many of these waterbodies are critical water supplies or recreational lakes. We advocate for comprehensive strategies that are grounded in science, monitoring, and account for simultaneous management of multiple nutrients that might control HABs.

### Methods

Our three study lakes, Lake Minnewaska, Lake Awosting, and Mohonk Lake, are located on the Shawangunk Ridge, mid-Hudson Valley, New York, USA (Table 2). They are small lakes with similar depth and surface area (Table 2).

*Synoptic field survey:* We surveyed the Sky Lakes of the northern Shawangunk Ridge (Fig. 1) throughout the stratified period. We completed a synoptic survey where we visited all 3 lakes within one single day to eliminate any effects due to weather events. We measured trophic state indices (chl a concentrations, Secchi depth, and total nitrogen and phosphorus concentrations) as well as conductivity, dissolved organic carbon, and pH at the deepest location of each lake at the surface and in the hypolimnion. We sampled

## The effects of surface water warming on nutrient limitation of phytoplankton in headwater lakes of the Hudson River

temperature and dissolved oxygen profiles to look for thermal stratification and hypoxia.

**Table 2. Location and geomorphological characteristics of the three study lakes: Minnewaska (Minn), Awosting (Awos), and Mohonk (Mohk). Latitude (Lat), Longitude (Long), maximum depth (Max Depth), mean depth, and surface area are presented.**

Lake	Lat (°N)	Long (°W)	Max Depth (m)	Mean Depth (m)	Surface Area (ha)
Minn	41.73	-74.24	23	5.7	13.8
Awos	41.71	-74.29	29	5.0	39.0
Mohk	41.77	-74.16	19	6.0	6.9

*In situ experiments:* To measure nutrient limitation of phytoplankton communities from the epilimnion in each of our three study lakes, we used two in situ microcosm incubations with excess nutrient addition (methods from Williamson et al. 2010). In short, we collected water from each lake using a Van Dorn sampler and filtered through 125 µm mesh to remove zooplankton. We prepared sixteen 500 mL mesocosms (6" x 6" Bitran bags, Fisher Scientific, USA) for each lake with four replicates assigned to each of the following four treatments: control (no amendments), +N alone (increased nitrate, NO<sub>3</sub><sup>-</sup> as NaNO<sub>3</sub>, and ammonium, NH<sub>4</sub><sup>+</sup>; as NH<sub>4</sub>Cl, by 168 µg/L each above background), +P alone (increased phosphate, PO<sub>4</sub><sup>3-</sup> as NaH<sub>2</sub>PO<sub>4</sub>, by 31 µg/L), and +N+P combined. We standardized amendments to ensure that nutrient addition would elicit a response from the most nutrient-rich study lake. All mesocosms were randomly positioned on floating PVC racks and were covered with neutral-density filters to minimize photoinhibition. The filters reduced incident light exposure by about two thirds~66% making experimental treatments more similar to underwater light exposures. We analyzed chl *a* concentration as a proxy for phytoplankton biomass using standard hot ethanol techniques in the lab.

We completed two experiments using the above protocols. First, we incubated phytoplankton communities from all three study lakes (Minnewaska, Awosting, and Mohonk) at the top of Lake Minnewaska in order to standardize light and temperature between experimental groups for one week (19 Jun 2018 to 26

Jun 2017). To test the effects of climate change, we replicated the exact same experiment with Mohonk lake phytoplankton in two ways: first, the same incubation at the top of Lake Minnewaska representing baseline lake temperatures for algal community and, second, incubation in a shallower and therefore warmer pond on the SUNY New Paltz campus to simulate warmer lake conditions. These incubations took place from 10Jul2018 to 17Jul2018. We used Onset HOBO loggers within two randomized bags and record temperature and light throughout the two incubations.

For each lake experiment, we performed a two-way ANOVA to analyze the change in chl *a* with N or P amendments (presence/absence) as factors. All statistical analyses were conducted in R software. If chl *a* concentrations across interaction treatment levels had heterogeneous variances (Bartlett test,  $p < 0.05$ ), we log-transformed data prior to running the ANOVA. Based on the interaction and main effects, we determined if there was no nutrient limitation, single factor limitation, colimitation, or colimitation with N or P primary limitation (as per Tank and Dodds 2003). We calculated the colimitation effect size as the response ratio between the mean chl *a* concentration from the NP treatment and the sum of the mean chl *a* concentrations from N, P, and C treatments with a correction for the number of means being compared (Eq. 1).

$$RR_{NP} = \left( \frac{3\overline{NP}}{\overline{C} + \overline{N} + \overline{P}} \right) \quad (\text{Eq. 1})$$

### Outreach Comments

We interact on a regular basis with the local managers of our study lakes including Minnewaska State Park (New York State park), Mohonk Preserve (non-profit NGO), and Mohonk Mountain House (business). We present findings, collaborate with government scientists, and advise on management plans and strategies.

This project also relates to a grassroots organization that we helped co-found: NE GLEON (Northeastern North America branch of the Global Lakes Ecological Observatory Network, GLEON, <http://gleon.org/>) which was conceived at the 16<sup>th</sup> GLEON all-hands meeting in Québec, Canada out of a desire to increase interactions among scientists in our lake-rich region and to engage

## The effects of surface water warming on nutrient limitation of phytoplankton in headwater lakes of the Hudson River

undergraduates in team science. Our network of >10 lab groups is led by an informal planning committee and our activities over the past 3 years have resulted in increased undergraduate participation in buoy science, several funding initiatives, and cross-site experiments. Our signature event is an annual 2-day conference for 25-35 undergraduates, graduate students, and primary investigators held at the Cary Institute of Ecosystem Studies each April. One outcome of the first conference was a protocol for conducting cross-site mesocosm experiments – the data from this report contributes to that overall study across 27 lakes in our region that is currently being analyzed.

We also created a 5-minute animated documentary titled 'Algal Growth in Freshwater Lakes' to bring our research to a wider audience at a broad level. [Click here for the video](#). We will forward this documentary to our community partners locally and across the state and post on social media for widespread dissemination.

### Student Training

This grant directly funded one undergraduate researcher (Heather Wander, SUNY New Paltz, Biology, '18) for summer research; Heather continued working in fall 2019 on this project as an independent study student. This grant also supported two graphic design students (Olivia Carlen and Luke Barnell, SUNY New Paltz Graphic Design, '19) to create one short documentary in spring 2019, see above. Additionally, Richardson had multiple other undergraduate students (Kari Dawson, Winston-Salem State University, '19; Sabrina Volponi, Bridgewater College '20; Vanessa Morgan, SUNY New Paltz '20; Brenna O'Brien, SUNY New Paltz '20) from various intra- and extra-mural grants as interns and independent study students working on various facets of his Sky Lakes project during the summer and school year. The students were trained in the field and lab as careful and diligent ecologists. They learned how multiple field and lab techniques, data analyses, and scientific communication. Additionally, all undergraduate researchers developed an 'elevator pitch,' or a short one-minute summary of their research that they used to explain to their friends, family, and other inquisitive parties, especially state park employees and recreational visitors. The short documentaries provided training for the Olivia and Luke

to practice their craft, co-develop as scientific script, and work with the scientists as "employers."

### Publications/Presentations

Wander HL\*, Carter E\*, Tracy A\*, Katayama T\*, Volponi S\*, Yokota K, Arnott S, Ewing H, Norman B, Morales MA, Williams CJ, Ward N, Brentrup JA, Wigdahl-Perry CR, Holeck KT, Bruesewitz DA, Richardson DC. Inorganic nitrogen, organic nitrogen, and phosphorus limitation of lake phytoplankton and heterotrophs across northeastern North America. Global Lake Ecological Observatory Network meeting G20 poster presentation, Rottneest Island, Australia.

Additional final reports related to water resource research are available at <http://wri.cals.cornell.edu/news/research-reports>

### References

- Adrian, R., C. M. O'Reilly, H. Zagarese, S. B. Baines, D. O. Hessen, W. Keller, D. M. Livingstone, R. Sommaruga, D. Straile, E. Van Donk, G. A. Weyhenmeyer, and M. Winder. 2009. Lakes as sentinels of climate change. *Limnology and oceanography* 54:2283-2297.
- Bennett, E. M., S. R. Carpenter, and N. F. Caraco. 2001. Human impact on erodable phosphorus and eutrophication: A global perspective. *Bioscience* 51:227-234.
- Benson, B. J., J. J. Magnuson, O. P. Jensen, V. M. Card, G. Hodgkins, J. Korhonen, D. M. Livingstone, K. M. Stewart, G. A. Weyhenmeyer, and N. G. Granin. 2012. Extreme events, trends, and variability in Northern Hemisphere lake-ice phenology (1855-2005). *Climatic Change* 112:299-323.
- Bracken, M. E., H. Hillebrand, E. T. Borer, E. W. Seabloom, J. Cebrian, E. E. Cleland, J. J. Elser, D. S. Gruner, W. S. Harpole, and J. T. Ngai. 2015. Signatures of nutrient limitation and co-limitation: responses of autotroph internal nutrient concentrations to nitrogen and phosphorus additions. *Oikos* 124:113-121.
- Burson, A., M. Stomp, E. Greenwell, J. Grosse, and J. Huisman. 2018. Competition for nutrients and light:



## The effects of surface water warming on nutrient limitation of phytoplankton in headwater lakes of the Hudson River

testing advances in resource competition with a natural phytoplankton community. *Ecology* 99:1108-1118.

Caine, J. S., D. R. Coates, N. P. Timoffeef, and W. D. Davis 1991. Hydrogeology of the Northern Shawangunk Mountains. Pages 72 p.-72 p., New York State Geological Survey Open File Report #1g806.

Charifson, D. M., P. C. Huth, J. E. Thompson, R. K. Angyal, M. J. Flaherty, and D. C. Richardson. 2015. History of Fish Presence and Absence Following Lake Acidification and Recovery in Lake Minnewaska, Shawangunk Ridge, NY. *Northeastern Naturalist* 22:762-781.

Cottingham, K. L., H. A. Ewing, M. L. Greer, C. C. Carey, and K. C. Weathers. 2015. Cyanobacteria as biological drivers of lake nitrogen and phosphorus cycling. *Ecosphere* 6:1-19.

Elliott, J. A. 2012. Is the future blue-green? A review of the current model predictions of how climate change could affect pelagic freshwater cyanobacteria. *Water research* 46:1364-1371.

Elser, J. J., M. Kyle, L. Steger, K. R. Nydick, and J. S. Baron. 2009. Nutrient availability and phytoplankton nutrient limitation across a gradient of atmospheric nitrogen deposition. *Ecology* 90:3062-3073.

Elser, J. J., M. E. Bracken, E. E. Cleland, D. S. Gruner, W. S. Harpole, H. Hillebrand, J. T. Ngai, E. W. Seabloom, J. B. Shurin, and J. E. Smith. 2007. Global analysis of nitrogen and phosphorus limitation of primary producers in freshwater, marine and terrestrial ecosystems. *Ecology letters* 10:1135-1142.

Harpole, W. S., J. T. Ngai, E. E. Cleland, E. W. Seabloom, E. T. Borer, M. E. Bracken, J. J. Elser, D. S. Gruner, H. Hillebrand, and J. B. Shurin. 2011. Nutrient co-limitation of primary producer communities. *Ecology letters* 14:852-862.

Hillebrand, H., and M. Kahlert. 2001. Effect of grazing and nutrient supply on periphyton biomass and nutrient stoichiometry in habitats of different productivity. *Limnology and Oceanography* 46:1881-1898.

Kolzau, S., C. Wiedner, J. Rücker, J. Köhler, A. Köhler, and A. M. Dolman. 2014. Seasonal patterns of nitrogen and phosphorus limitation in four German lakes and the predictability of limitation status from ambient nutrient concentrations. *PLoS one* 9:e96065.

Lürling, M., F. Van Oosterhout, and E. Faassen. 2017. Eutrophication and warming boost cyanobacterial biomass and microcystins. *Toxins* 9:64.

Melillo, J. M., T. C. Richmond, G. W. Yohe, and U. N. C. Assessment. 2014. Climate change impacts in the United States: the third national climate assessment. US Global Change Research Program.

Menking, K. M., D. M. Peteet, and R. Y. Anderson. 2012. Late-glacial and Holocene vegetation and climate variability, including major droughts, in the Sky Lakes region of southeastern New York State. *Palaeogeography, Palaeoclimatology, Palaeoecology* 353-355:45-49.

Müller, S., and S. M. Mitrovic. 2015. Phytoplankton co-limitation by nitrogen and phosphorus in a shallow reservoir: progressing from the phosphorus limitation paradigm. *Hydrobiologia* 744:255-269.

O'Reilly, C. M., R. J. Rowley, P. Schneider, J. D. Lenters, P. B. McIntyre, and B. M. Kraemer. 2015. Rapid and highly variable warming of lake surface waters around the globe. *Geophysical research letters*:1-9.

Paerl, H. W., and V. J. Paul. 2012. Climate change: Links to global expansion of harmful cyanobacteria. *Water Research* 46:1349-1363.

Paerl, H. W., N. S. Hall, and E. S. Calandrino. 2011. Controlling harmful cyanobacterial blooms in a world experiencing anthropogenic and climatic-induced change. *Science of the total environment* 409:1739-1745.

Paerl, H. W., J. T. Scott, M. J. McCarthy, S. E. Newell, W. S. Gardner, K. E. Havens, D. K. Hoffman, S. W. Wilhelm, and W. A. Wurtsbaugh. 2016. It takes two to tango: when and where dual nutrient (N & P) reductions are needed to protect lakes and downstream ecosystems. *Environmental Science & Technology* 50:10805-10813.

## The effects of surface water warming on nutrient limitation of phytoplankton in headwater lakes of the Hudson River

Palmer, M. E., N. D. Yan, and K. M. Somers. 2014. Climate change drives coherent trends in physics and oxygen content in North American lakes. *Climatic Change* 124:285-299.

Ptacnik, R., T. Andersen, and T. Tamminen. 2010. Performance of the Redfield ratio and a family of nutrient limitation indicators as thresholds for phytoplankton N vs. P limitation. *Ecosystems* 13:1201-1214.

Rasconi, S., A. Gall, K. Winter, and M. J. Kainz. 2015. Increasing water temperature triggers dominance of small freshwater plankton. *PloS one* 10:e0140449.

Richardson, D. C., D. M. Charifson, V. J. Stanson, E. M. Stern, J. E. Thompson, and L. A. Townley. 2016. Reconstructing a trophic cascade following unintentional introduction of golden shiner to Lake Minnewaska, New York, USA. *Inland Waters* 6:29-33.

Richardson, D. C., D. M. Charifson, B. A. Davis, M. J. Farragher, B. S. Krebs, E. C. Long, M. Napoli, and B. A. Wilcove. 2018. Watershed management and underlying geology in three lakes control divergent responses to decreasing acid precipitation. *Inland Waters* 8:70-81.

Richardson, D., S. Melles, R. Pilla, A. Hetherington, L. Knoll, C. Williamson, B. Kraemer, J. Jackson, E. Long, and K. Moore. 2017. Transparency, geomorphology and mixing regime explain variability in trends in lake temperature and stratification across Northeastern North America (1975–2014). *Water* 9:442.

Schindler, D. W., R. E. Hecky, D. L. Findlay, M. P. Stainton, B. R. Parker, M. J. Paterson, K. G. Beaty, M. Lyng, and S. E. M. Kasian. 2008. Eutrophication of lakes cannot be controlled by reducing nitrogen input: Results of a 37-year whole-ecosystem experiment. *Proceedings of the National Academy of Sciences of the United States of America* 105:11254-11258.

Smiley, D., and P. C. Huth 1983. Fish Disappearance in the Northern Shawangunks between 1862 and 1982. Pages 44 in I. Mohonk Preserve (editor). Research Report. Mohonk Preserve, Inc., New Paltz, NY.

Tank, J. L., and W. K. Dodds. 2003. Nutrient limitation of epilithic and epixylic biofilms in ten North American streams. *Freshwater Biology* 48:1031-1049.

Verburg, P., and R. E. Hecky. 2009. The physics of the warming of Lake Tanganyika by climate change. *Limnology and Oceanography* 54:2418-2430.

Vitousek, P. M., J. D. Aber, R. W. Howarth, G. E. Likens, P. A. Matson, D. W. Schindler, W. H. Schlesinger, and D. G. Tilman. 1997. Human alteration of the global nitrogen cycle: Sources and consequences. *Ecological Applications* 7:737-750.